

Computer Science and Engineering 331

Midterm Examination #1

Fall 2000

Name: _____

S.S.#: _____

1	41	
2	13	
3	18	
4	28	
Total	100	

Instructions:

This exam contains 4 questions. It is closed book and notes. Calculators *are* allowed. Do all of your work on the attached sheets.

You have 75 minutes to complete the exam. The exam totals 100 points; the points for each problem are indicated. The points have been assigned according to the formula $1 \text{ point} = 1 \frac{1}{3} \text{ exam minutes}$, so pace yourself accordingly. This exam counts for about 24% of your course grade.

(41 pts) 1. Short Answer

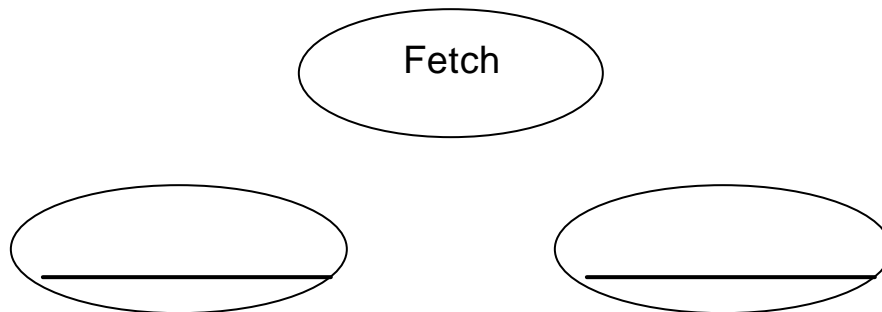
A. Give three advantages of programming in a higher level language (like C) over programming in assembler (like MIPS).

1 –

2 –

3 –

B. Label the remaining two states and show the transitions (by inserting arrows) for the finite state machine defining a machine instruction cycle:

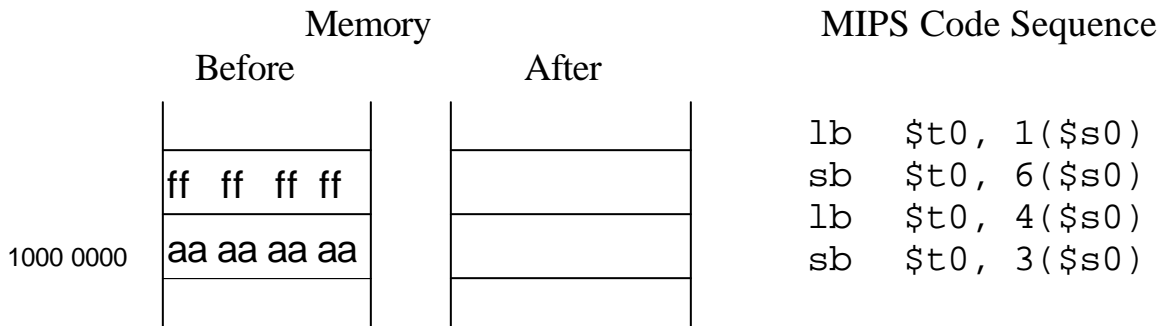


C. Give two reasons why registers are used as the source and destination operands for arithmetic instructions in the MIPS.

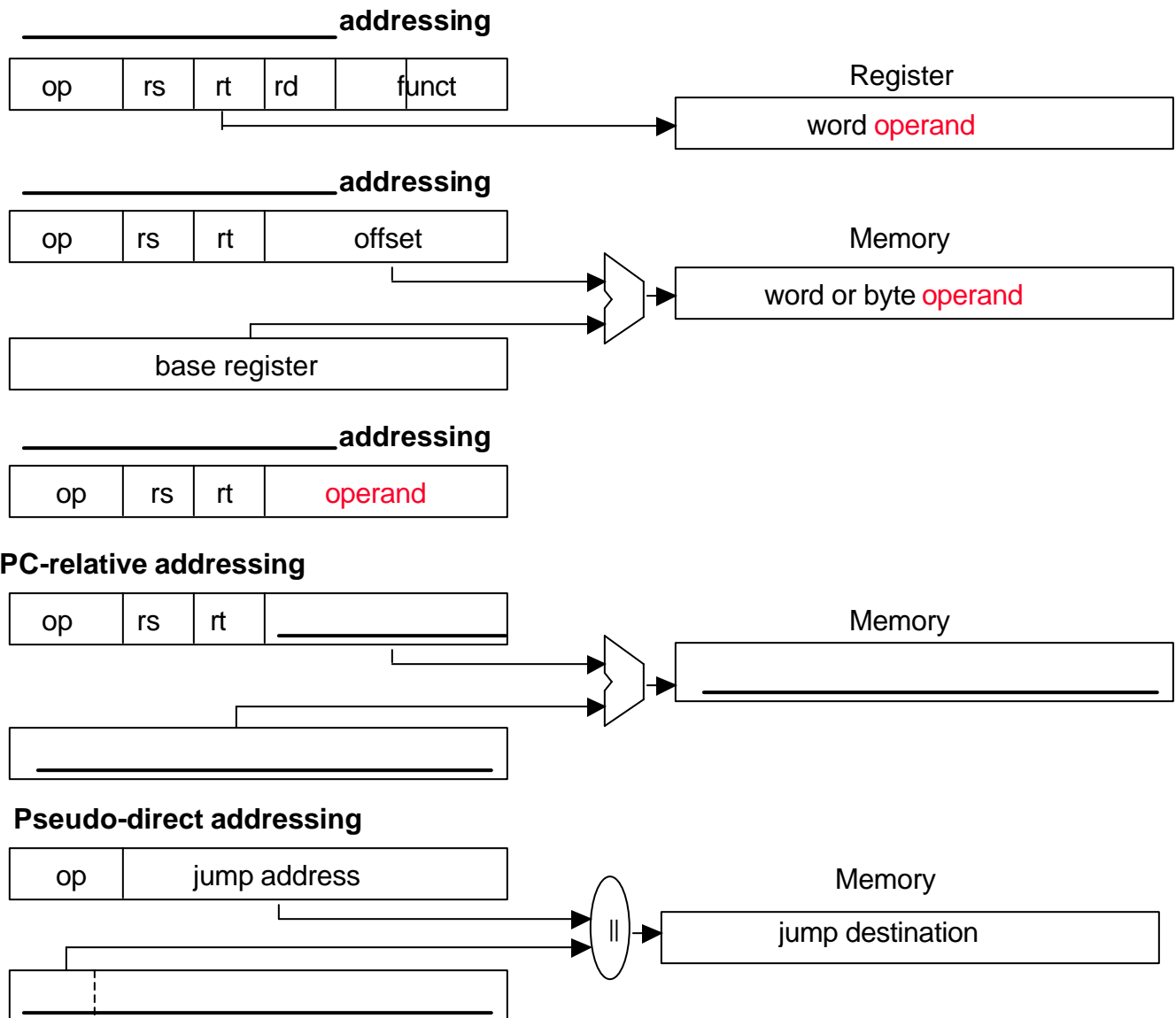
1 –

2 –

D. Show the memory state (contents given in hexadecimal) after executing the following code sequence where \$s0 is initialized to 0x1000 0000.



E. Fill in the blanks in the diagram shown below for the MIPS addressing modes.



F. Give the six steps in the execution of a procedure as discussed in class.

1 –

2 –

3 –

4 –

5 –

6 –

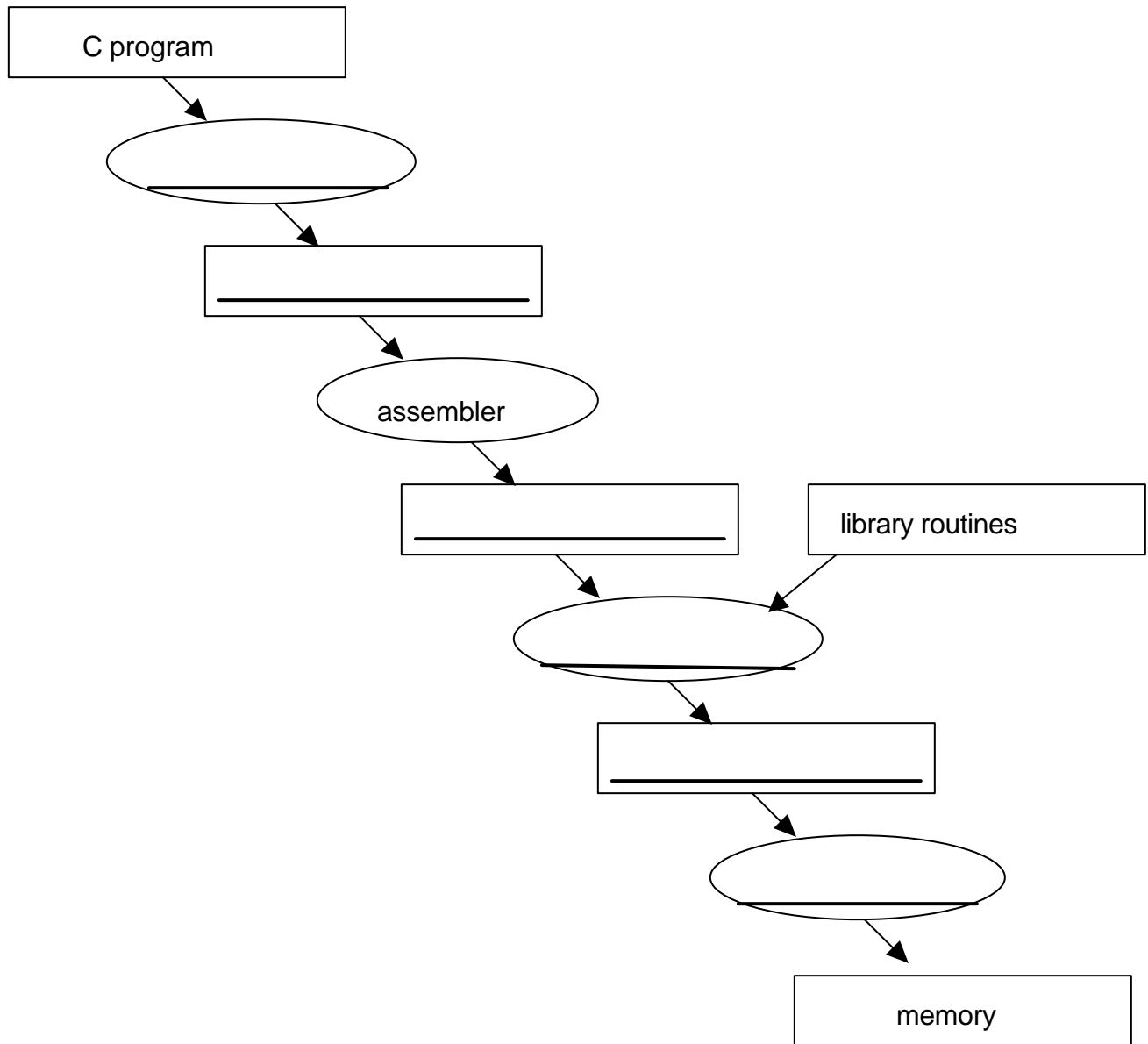
G. List three tasks that the assembler performs (e.g., the SPIM assembler) in addition to its basic job of “assembling” the instructions (i.e., in addition to its job of filling in the instruction format with the binary opcode and register address information, computing branch offsets, and determining jump addresses).

1 –

2 –

3 –

H. Fill in the blanks in the translation hierarchy diagram shown below.



(13 pts) 2. Compiling MIPS Code

Only a very inefficient compiler would produce the code we derived in class for the C while loop

C while loop	MIPS assembler
<pre>while (i != k) i = i + j</pre>	<pre>loop: beq \$s0, \$s2, exit add \$s0, \$s0, \$s1 j loop exit: . . .</pre>

Give the MIPS assembler code for the while loop that uses **at most** one branch or one jump each time through the loop.

How many instructions are executed if the loop is executed three times (e.g., if $i = 0$, $j = 1$, and $k = 3$ coming into the loop)?

Original code –

Your optimized code –

(18 pts) 3. Assembling MIPS Code

Give the machine code for the MIPS assembler code assembled at the starting address 0x0040 0000. (You may use a combination of decimal, hexadecimal and/or binary encodings.)

Address	MIPS assembler
0x0040 0000	loop: beq \$s0, \$s2, exit add \$s0, \$s0, \$s1 j loop
	exit: lui \$s0, 48

Machine Code:

bit 0	bit	31
beq	<input type="text"/>	
add	<input type="text"/>	
j	<input type="text"/>	
lui	<input type="text"/>	

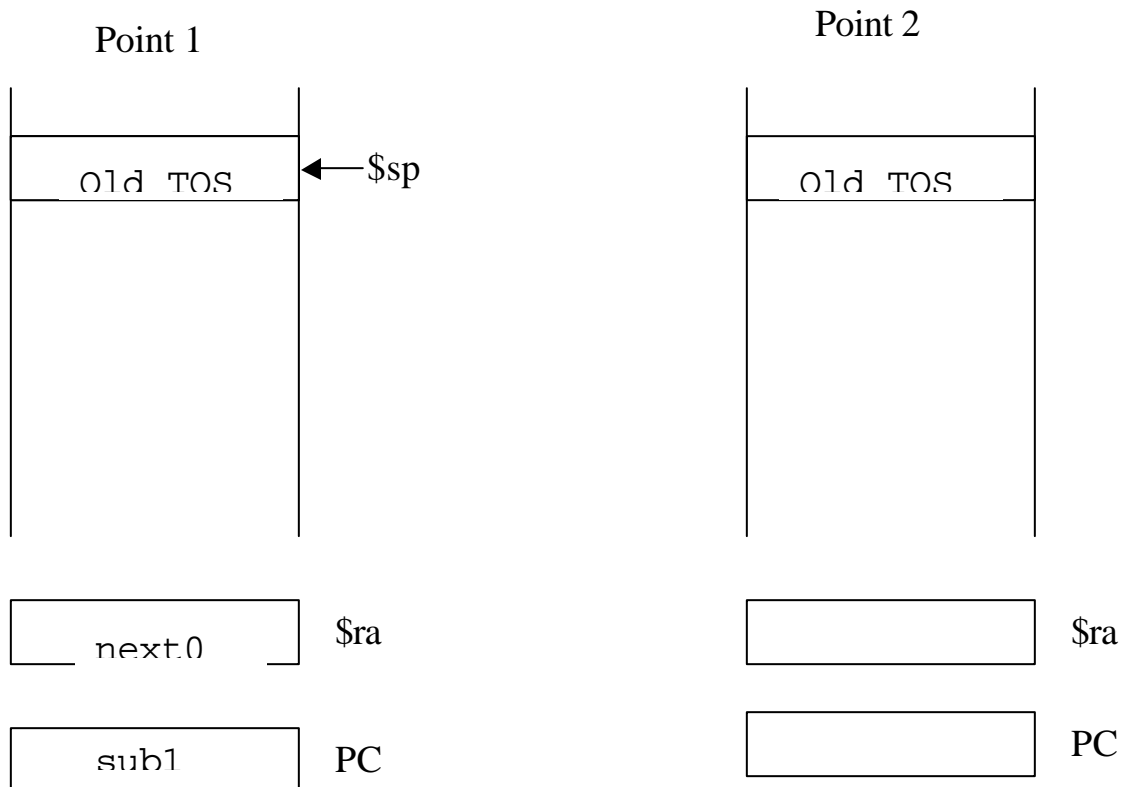
(28 pts) 4. Code Tracing and Subrouting Handling

For the following MIPS code sequence and given that \$a0 = 1 initially, show the contents of the program counter (PC), register \$ra, and the memory stack after the execution of each of the instructions marked below. Point 1 is given for you.

```

main:      . . .
           jal      sub1          ← Point 1
next0:    . . .

sub1:     addi     $sp, $sp, -8
           sw      $ra, 4($sp)
           sw      $a0, 0($sp)
           bne     $a0, $zero, L1
           jr      $ra          ← Point 3
L1:       addi     $a0, $a0, -1
           jal      sub1          ← Point 2
next1:    lw      $a0, 0($sp)
           lw      $ra, 4($sp)
           addi     $sp, $sp, 8
           jr      $ra          ← Point 4
    
```



Point 3

Old TOS

\$ra

PC

Point 4 (first time)

Old TOS

\$ra

PC

Point 4 (second time)

Old TOS

\$ra

PC