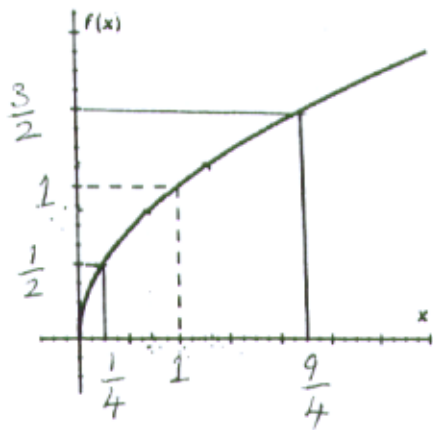
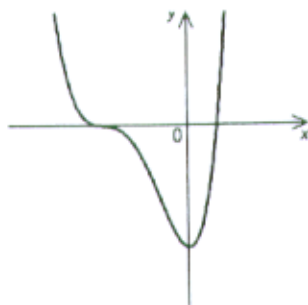


4. (5 pts.) Use the given graph of $f(x) = \sqrt{x}$ to find the largest number δ such that $|\sqrt{x} - 1| < \frac{1}{2}$ whenever $|x - 1| < \delta$.

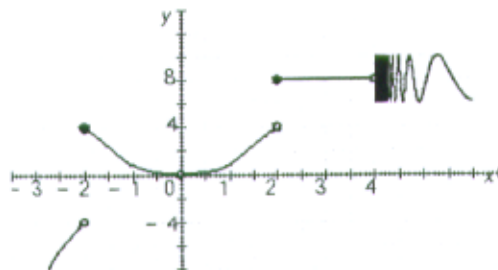
- a) $\frac{5}{4}$
- b) 1
- c) $\frac{3}{4}$
- d) $\frac{1}{2}$
- e) $\frac{1}{4}$



9. (5 pts.) Examine the graph of the given function f . (Assume that the axes have equal scales.) Select the graph of f' .



16. (5 pts.) The graph of the function g is given below. Use the values in the list below to fill in the blanks in the equations. Each item in the list is used exactly once.



17. (4 pts.) The graphs of four functions are labeled A, B, C, D in the left column. The graphs of their derivatives are labeled I, II, III, IV in the right column.

